



NORTH ISLAND TRAWLER — NORTH ISLAND TRAWLER



Builder: NORTH ISLAND TRAWLER

Year Built: 2011

Model: Catamaran

Price: \$4,000,000 USD

Location: United States

LOA: 65' 0" (19.81m)

Beam: 26' 0" (7.93m)

Max Draft: 4' 0" (1.22m)

Cruise Speed: 15 Kts. (17 MPH)

Our experienced yacht broker, Andrey Shestakov, will help you choose and buy a yacht that best suits your needs North Island Trawler — NORTH ISLAND TRAWLER from our catalogue. Presently, at Atlantic Yacht and Ship Inc., we have a wide variety of yachts available on our sale's list. We also work in close contact with all the big yacht manufacturers from all over the world.

If you would like to buy a yacht North Island Trawler — NORTH ISLAND TRAWLER or would like help answering any questions concerning purchasing, selling or chartering a yacht, please call +1 954 274-4435

TABLE OF CONTENTS

TABLE OF CONTENTS	2
SPECIFICATIONS	4
Overview	4
Basic Information	4
Dimensions	4
Speed, Capacities and Weight	4
Hull and Deck Information	4
Engine Information	5
DETAILED INFORMATION	6
Hull and Deck	6
Interior Features	6
Accommodations	7
Mechanical Equipment	7
Utility Areas	7
Exclusions	8
Disclaimer	8
PHOTOS	9
Deck View	9
Fly Bridge Layout	9
Profile	9
Profile	9
Foredeck	9
Bridge Layout	9
Wing Deck Layout	10
Utility and Engine Rooms Layout	10
CONTACTS	11
Contact details	11
Telephones	11

Office hours	11
Address	11

SPECIFICATIONS

Overview

The **North Island Trawler 65'** is a fabulous new power catamaran for long distance, "go-anywhere" cruising. Attractive incentives are in place and available for the first orders.

Basic Information

Category: Catamaran

Model Year: 2011

Year Built: 2011

Country: United States

Fly Bridge: Yes

Dimensions

LOA: 65' 0" (19.81m)

LWL: 63' 0" (19.20m)

Beam: 26' 0" (7.93m)

Max Draft: 4' 0" (1.22m)

MFG Length: 65' 0" (19.81m)

Speed, Capacities and Weight

Cruise Speed: 15 Kts. (17 MPH)

Displacement: 80000 Pounds

Water Capacity: 600 Gallons

Fuel Capacity: 2500 Gallons

Hull and Deck Information

Hull Material: Fiberglass

Hull Configuration: Catamaran

Hull Designer: North Island Trawler

Engine Information

Engines: 2

Manufacturer: John Deere

Model: 6068TFM

Engine Type: Inboard

Fuel Type: Diesel

DETAILED INFORMATION

Hull and Deck

- General Molded diamond grey decking with white borders
- All handrails are stainless steel
- Stainless steel ports, hatches and skylights
- Tempered smoke tinted window glass
- Twin Maxwell VWC 4000 windlasses (forward)
- Twin anchor rollers with chain stopper
- Sunken chain/anchor wash-down area with large direct overboard scuppers
- MarQuipt 1,500 lb davit
- Maxwell Freedom RC800 with Capstan (aft)
- Self-deploying stern anchor (rope to chain spliced rode)
- Walk around side-deck
- Inward opening bulwark doors port and starboard
- Covered aft deck with built in LPG barbeque, sink, cooler combination Built in bench settee
- Portuguese bridge with door leading to foredeck
- Remote steering stations port and starboard wings Walk around side-deck
- Aft deck with stand alone teak table, chairs, and lounge chairs
- Maintenance locker with direct overboard drainage
- Steering and control station
- Stidd helm bench
- Destroyer style wheel
- Table Cooler
- Radar/Electronics
- L-settee
- Stairs leading down to bridge and aft to aft bridge-deck

Interior Features

- General Recessed and indirect lighting
- Wood mini-blinds
- Phillips 42" Plasma TV with Phillips DVD/Stereo receiver combination
- U-settee (optional configurations available)
- Teak coffee table
- Wet bar with ice maker
- Aft door opening to aft deck
- Teak and holly sole (optional carpeting)
- Teak and holly sole
- Bridge Chart table with chart drawers
- Navigation table with locker
- 2 Stidd helm seats (optional bench seat)
- Lower console for full range of electronics (customizable electronics package)
- AC/DC Breaker panel with full energy monitoring displays
- Separate bilge pump breaker panel with monitoring lights
- Engine instrumentation panel
- Twin Disk electronic controls

- Galley has Corian work surfaces with integrated under-mount double sink
- Miele Induction cook-top (optional gas range available)
- Miele microwave oven (built in)
- Miele convection oven
- Miele Dishwasher Custom holding plate refrigeration (optional Sub-Zero residential refrigeration)
- Ample stowage
- Teak and holly sole
- Dining Teak table
- Back up mechanical controls
- Stainless steel destroyer helm
- Stairs down to wing-deck
- Doors accessing aft deck, port and starboard bridge wings
- Access to day head
- Ample bookshelves
- Wet/dry locker
- Office space with PC integrated with ships navigation electronics (all TV's onboard will be able to access this PC and thus ship navigation information)
- Teak and holly sole
- Banquette bench seating for (4), stand alone chairs (2)

Accommodations

All staterooms ensuite with cedar lined hanging lockers and Panasonic 11" flat screen TV/DVD combo (except Master). Guest staterooms have queen beds. Captain's cabin has double berth. Heads feature ventilation blowers and fiberglass shower enclosures. Master head has bath tub, Corian counter tops with integrated under-mount sinks (master has his and her sinks), vanity with settee, stainless steel towel rails, and Vacuflush heads. Master Stateroom features Island queen bed, ample drawer space along forward bulkhead and underneath bed, overhead hatch and port along outer bulkhead, and Panasonic 22" widescreen flat panel TV with DVD.

Mechanical Equipment

Engine controls: Twin disc electronic controls at bridge, fly bridge, starboard and port bridge wings (optional station on aft deck). Mechanical emergency override controls on bridge. Fuel System: 2,200 gallons in main tanks (1,100 each, prt & strbd), 300 gallons in day tanks (150 each, prt & strbd). Fuel transfer system with Racor filter for self polishing. All tanks have sumps and sight gauges. Each hull has fuel filter manifold for mains and gensets, both primary and secondary filters. Vacuum gauges on each engine, including generators. Sanitary Sea Land Magnum Opus All-China Vacuum toilet in each head, Vacuflush waste removable system, all toilets flush to a 125 gallons frp holding tank, 2 X 100 gallon gray water tanks. Bilge System, 8 Water tight bulkheads (4 each hull), each with rule 3700 gph bilge pump, 120V saltwater wash-down double with emergency bilge pump/fire system. Engine Driven saltwater wash-down double with emergency bilge pump/fire system.

Utility Areas

- Watertight doors
- Bilge pump
- Ventilation
- AC and DC lighting
- Storage lockers and drawers
- Stainless steel work bench with sink
- Air Conditioning equipment
- 40 Gallon stainless steel water heater with heat exchanger
- Sea Recovery SRC AWF 600-1 25 GPH watermaker
- Corian work bench with sink
- Miele Washer/Dryer
- Air conditioning equipment
- Bow thruster (forward)
- Hydraulic saltwater washdown pump (doubles as emergency bilge pump)
- Engine Rooms (port hull and starboard hull)
- Engine with Aquadrive Frp smooth finished drip pans
- 20kW Generator & 10 kW Generator
- Spare parts & storage bins
- 50 gallon slop tanks (100 gallons total)
- 50 gallon lube oil tanks (100 gallons total)
- Lube oil transfer system
- Fuel tanks
- Pemale fire suppression system
- Fresh water fill hose
- Engine and generator start batteries
- Engine driven emergency bilge pump and fire hose pump
- Steering gear
- Bulk storage
- Optional dive compressor and tank storage
- Steering gear Bulk storage

Exclusions

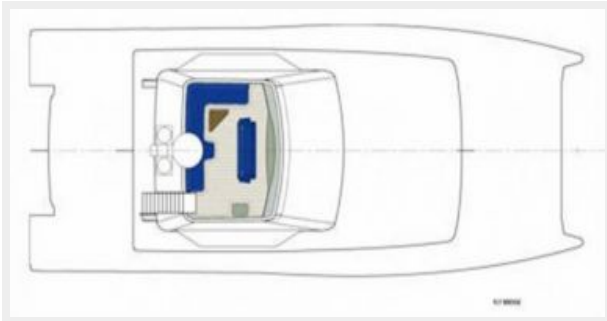
Owner's personal belongings. Owner's personal toys, including but not limited Jet-skis, Tenders, Sea Bobs, Fishing & Diving equipment.

Disclaimer

The Company offers the details of this vessel or yacht in good faith but cannot guarantee or warrant the accuracy of this information nor warrant the condition of the vessel. A buyer should instruct his representatives, agents, or his surveyors, to investigate such details as the buyer desires validated. This vessel or yacht is offered subject to prior sale, price change, or withdrawal without notice.

PHOTOS

Fly Bridge Layout



Deck View



Profile



Profile



Foredeck



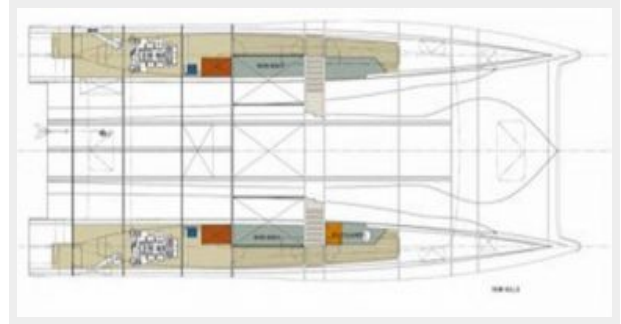
Bridge Layout



Wing Deck Layout



Utility and Engine Rooms Layout



CONTACTS

Andrey Shestakov, leading yacht broker of the sales department of Atlantic Yacht and Ship Inc. Atlantic Yacht and Ship Inc., the official representative of the Miami/Fort Lauderdale FL headquarters.

Contact details

Email: info@atlanticyachtandship.ru

Web: www.atlanticyachtandship.ru/en/

Telephones

USA: +1 954 274-4435

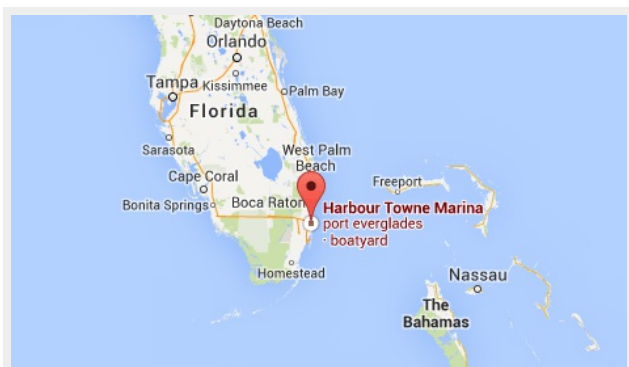
RUS: +7 495 766-6268

Office hours

Monday – Saturday: **9:00 - 21:00** EDT

Sunday: **closed**

Address



Harbour Towne Marina, 850 NE 3rd St,
STE 213, Dania, FL 33004