



IMPULSE — MARLOW



Builder: MARLOW

Year Built: 2010

Model: Center Console

Price: ~~\$299,000 USD~~ Off the market

Location: United States

LOA: 37' 0" (11.28m)

Beam: 11' 8" (3.56m)

Min Draft: 2' 3" (0.69m)

Our experienced yacht broker, Andrey Shestakov, will help you choose and buy a yacht that best suits your needs **Impulse — MARLOW** from our catalogue. Presently, at Atlantic Yacht and Ship Inc., we have a wide variety of yachts available on our sale's list. We also work in close contact with all the big yacht manufacturers from all over the world.

If you would like to buy a yacht **Impulse — MARLOW** or would like help answering any questions concerning purchasing, selling or chartering a yacht, please call **+1 954 274-4435**

TABLE OF CONTENTS

TABLE OF CONTENTS	2
SPECIFICATIONS	4
Basic Information	4
Dimensions	4
Speed, Capacities and Weight	4
Accommodations	4
Hull and Deck Information	4
Engine Information	5
DETAILED INFORMATION	6
Marlow 37 Havana Overview	6
Construction	6
Mechanical & Engine Room	7
Electrical Systems	7
Comfort & Convenience	8
Cockpit/Aft Deck	9
Helm Area	9
PHOTOS	10
Aft View Looking Forward	10
Main Profile	10
Aft Transom View With Underwater Lights	10
Bow View	10
Aft View From Helm	11
Aft Live Well	11
Aft Storage Locker Closed	11
Aft Storage Locker Open	11
Aft Transom Entry Door	12
Console View	12

Custom Marlow Helm Chair	12
Under Helm Chair Tackle & Fridge	12
Under Helm Chair Fridge	13
Starboard Side Walk Through View	13
Starboard Side Walk Through View From Bow Seating	13
Bow Seating View	13
Bow & Forward Seating	14
Windless	14
Windless Locker	14
Head	14
Cuddy Cabin Over View	15
Cuddy Cabin View	15
Starboard Engine	16
Electric Engine Hatch	16
Port Engine	16
CONTACTS	17
Contact details	17
Telephones	17
Office hours	17
Address	17

SPECIFICATIONS

Basic Information

Year Built: 2010

Category: Center Console

Model Year: 2010

Year Built: 2010

Country: United States

Fly Bridge: No

Cockpit: No

Helipad: No

Dimensions

LOA: 37' 0" (11.28m)

LOD: 37' 0" (11.28m)

Beam: 11' 8" (3.56m)

Min Draft: 2' 3" (0.69m)

MFG Length: 37' 6" (11.43m)

Speed, Capacities and Weight

Displacement: 12000 Pounds

Water Capacity: 40 Gallons

Fuel Capacity: 395 Gallons

Accommodations

Total Cabins: 1

Total Heads: 1

Captain Cabin: False

Hull and Deck Information

Hull Material: Fiberglass

Engine Information

Manufacturer: Yanmar

Engine Type: Inboard

Fuel Type: Diesel

DETAILED INFORMATION

Marlow 37 Havana Overview

The Marlow Prowler Havana is the newest edition to our Prowler Series. This high-tech, high-quality yacht with timeless lines, is perfect for those who want to cruise in style either offshore or inshore. Havana's sleek profile and its flag-blue and oyster-white coatings is stunning to look at. We don't know of another builder who has come close to the quality of material and workmanship that the Prowler Havana represents.

The proprietary RIVAT system of production elevates composite yacht building to a level unknown by all but a few builders worldwide. Prowler Yachts are built at Norsemen Shipyard along side the Marlow Explorer Series. Norsemen Shipyard is an environmentally conscious facility featuring the very best in advanced tools and machinery, computer systems and a talented workforce trained by some of the top master yacht builders in the world in every department.

Construction

- Modified Epoxy Resins
- Resin Infused Components for Maximum Strength
- Engineered Reinforced Fabrics, Custom
- Designed Including Carbon Fiber, Kevlar and
- Specific Axis Orientation of Load Bearing
- Fibers for Maximum Strength.
- Core Cell Foam Core, Adhesive Bedded infused.
- Fiber Reinforced Infused Core Cell Bulkheads
- Foam Cored Furniture Modules
- Tri-Mold Major Component Assembly
- Bootstripe, Painted Awlgrip
- Cabin Soles and Bulkheads, Foam-FRP High Pressure Resin Infused
- Epoxy Barrier Undercoat, Three Coat International System
- Five Year Hull Warranty
- Gelcoated Fiberglass Exterior
- Vacuum Bagged and Modified Epoxy Resin Infused Fiberglass Construction
- Hull Structural Grid, FRP Molded and Foam Cored
- Modified Epoxy Hull Lamination Carbon Fiber, Kevlar™ and Engineered Fabrics in Lamination Schedule
- Molded Upper and Lower Guard with 316L SS Rubrail
- Corecell™ Foam Cored Hull
- Engineered Composite Monocoque Structure

- Molded FRP Grid System Designed by USDDC

Mechanical & Engine Room

- Ball Valve on Thru Hulls Below Water Line, Bronze
- Common Drain System to Eliminate Holes in Hull Sides
- Bilge Pump, Manual
- Drip Pans Under Engines, FRP (Inboard)
- Engine Controls - Mechanicals
- Engine Raw Water Sea Strainer (Inboard)
- Engine Room Faucet, Fresh Water
- Engine Room Awl Grip Finish Engine Room Varnished Grating
- Engine Room Sound Insulation (Inboard)
- Exhaust System, Sea Water Cooled, with Muffler (Inboard)
- Enclosed Shaft
- Fuel Filters, MA Series Racor Water Separators on Engines and Generator
- Fuel Tank, Fiberglass Baffled with Upper & Lower Automatic Self Closing Valves for Sight Gauges

- Propellers, Nickel-Aluminum-Bronze, Dynamically Balanced, S Class (Inboard)
- Rudders, Cast Bronze or Stainless Steel (Inboard)
- Shafts, Aquamet 22HS (Inboard)
- Shaft Logs with Dripless Shaft Seals (Inboard)
- Steering, Hydraulic
- Struts, Bronze with Rubber Bearings • Sole, Engine Room, Teak Slats (Inboard)
- Marlow Drypoint Engine Ventilation System ©

Electrical Systems

- AC/DC Distribution Panels, 12 Volt, 110/220 Volt
- Horn - Electric
- Alternator, Each Engine, 12 Volt
- Alarm Panel, Single Station, with Engine Oil Pressure and Temperature, Bilge Pumps On, Loss of Cooling Water and Engine Room Lights On

- Batteries, with FRP Boxes, Lids and Straps, 2 x 8 D Engine Starting, 2 x 4 D House
- Battery charger, automatic, 12 volt 50 amp
- Battery Condition Indicator
- Battery Switch, Disconnect
- Battery Switch, Emergency Paralleling Switch
- Courtesy Lights, 12 Volt

- Bilge Pumps (3), Automatic, 12 Volt
- Bonding System
- Engine Room Blowers, 12 Volt
- Engine Room Lights, 12 Volt
- Engine Gauges and Instrumentation
- Engine Start/Stop Single Station with Keys
- Fresh Water System, Pressurized, 12 Volt
- Galvanic Isolator
- Helm Outlet, 12 Volt at Each Station
- Holding Tank Discharge Pump 12 Volt
- Indicator Light, Reverse Polarity
- Indicator Light, Holding Tank
- Navigation Lights, 12 Volt
- Outlets, Engine Room & Heads, GFCIProtection, 120 Volt 60 Hz Boats
- Outlets, Engine Room & Heads, ELCBProtection, 220 Volt, 50Hz Boats
- Shore Power Inlet Aft, 30 Amp 120 Volts/60 Hz for US, 32 Amp 230 Volts/50Hz for EuropeanBoats
- Wiring, Marine-Grade Tin-Plated Copper
- TV/Phone Inlet, Aft
- Telephone Outlets

Comfort & Convenience

- Water Tanks FRP, Stainless Steel, Polished 316L
- Stereo/CD Player with Speakers & 10 Disc CD Changer
- Anchor Chain Locker, Self Draining
- Automatic Windlass Hidden in Foredeck Locker
- Anchor Roller Platform, Stainless Steel, Single Stainless Steel Roller
- Anodes, Zinc, Shaft and Hull
- Chocks and Mooring Cleats, Stainless Steel
- Deck Fills: Diesel Fuel/Water and Waste Pump-Out
- Deck Non-Skid, Side & Forward Cabin House
- Deck with Molded Non-Skid
- Engine Room Vents, Marlow Air Demisters (Inboard)
- Flagstaff Holders, Bow and Stern
- Flagstaffs, Teak, Bow and Stern
- Foredeck Lockers
- Fresh Water Faucet, Inside Forward Deck Locker
- Grab Rails, Stainless Steel
- Rubrail, Heavy-Duty 316L Stainless Steel
- Safety Rails, Stainless Steel on Bow
- Skylight Hatch with Screens and Blinds in Cabins

- Toe Rail, Teak
- Trim Tabs
- Vents for Fuel and Water Tanks
- Windlass, Hidden, Chain/Rode 12 Volt

Cockpit/Aft Deck

- Decking, Teak, Where Applicable, EpoxyBonded
- Freeing Ports
- Anchor-Plow-S/S
- Fresh Water Wash-Down, Fitting
- Hatches, Teak, Hinged with Gas Cylinder Lift-Ups
- Scuppers, Stainless Steel
- Soft Patch for Fuel Tank Inspection, Aft
- Swim Ladder, Fold-Up, Stainless Steel with Teak
- Swim Platform, FRP and Teak
- Built In Live Well System
- Refrigerated Fishbox
- Matching Non-Refrigerated Fishbox
- Custom tackle Center
- Saltwater Washdown
- Rod Holders
- Transom Shower with Retractable Hose, Hot/Cold Supply
- Electro-Hydraulic Engine Hatch
- Custom Helm Consoles
- Swim Platform

Helm Area


- Companionway Hatch
- Compass, Ritchie
- Electronic Console, FRP with Teak
- Electronic Installation Area, FRP and Teak
- Custom Hardtop Composite
- Access Hatch, hinged with Gas Strut Gaskets
- Fabric for Exterior Seat Cushions, Vinyl, Closed Cell Foam
- Gloss Varnish 10 Coats
- Helm Seat – Marlow Custom or Pompanette
- Custom Rod and Tackle Storage Center
- Steering Wheel, S/S, Teak Covered Custom
- Speakers, Waterproof

PHOTOS

Main Profile



Aft View Looking Forward



Aft Transom View With Underwater Lights



Bow View



Aft View From Helm



Aft Live Well



Aft Storage Locker Closed



Aft Storage Locker Open



Aft Transom Entry Door



Console View



Custom Marlow Helm Chair




Under Helm Chair Tackle & Fridge




Under Helm Chair Fridge



Starboard Side Walk Through View




Starboard Side Walk Through View From Bow Seating




Bow Seating View



Bow & Forward Seating



Windless




Windless Locker



Head



Cuddy Cabin Over View



Cuddy Cabin View



Electric Engine Hatch



Starboard Engine



Port Engine



CONTACTS

Andrey Shestakov, leading yacht broker of the sales department of Atlantic Yacht and Ship Inc. Atlantic Yacht and Ship Inc., the official representative of the Miami/Fort Lauderdale FL headquarters.

Contact details

Email: info@atlanticyachtandship.ru

Web: www.atlanticyachtandship.ru/en/

Telephones

USA: +1 954 274-4435

RUS: +7 495 766-6268

Office hours

Monday – Saturday: **9:00 - 21:00** EDT

Sunday: **closed**

Address



Harbour Towne Marina, 850 NE 3rd St,
STE 213, Dania, FL 33004