



SAFIRA — INACE



Судостроитель: INACE

Год постройки: 2008

Модель: Экспедиционная яхта

Цена: **ЦЕНА ЯХТЫ ПО ЗАПРОСУ**

Местонахождение: Brazil

Длина общая: 75' 0" (22.86m)

Ширина: 19' 0" (5.79m)

Мин. осадка: 5' 0" (1.52m)

Макс. осадка: 5' 0" (1.52m)

Крейс. скорость: 10 Kts. (12 MPH)

Макс. скорость: 11 Kts. (13 MPH)

Купить **Safira — INACE** а также выбрать подходящую вам яхту из нашего каталога яхт вам поможет опытный яхтенный брокер Андрей Шестаков. На сегодняшний день компания **Atlantic Yacht and Ship Inc.** имеет большое количество яхт в собственном списке продаж, а также тесно сотрудничает со всеми крупными яхтенными производителями по всему миру.

Для того чтобы купить яхту **Safira — INACE** а также проконсультироваться по любому вопросу связанному с покупкой, продажей, чартером яхт позвоните по телефону **8 800 234-4456** (бесплатно по РФ).

ОГЛАВЛЕНИЕ

ОГЛАВЛЕНИЕ	2
ХАРАКТЕРИСТИКИ	4
Основная информация	4
Размеры	4
Скорость, вместимость и масса	4
Размещение	4
Корпус и палуба	4
Информация о двигателе	5
ПОДРОБНОЕ ОПИСАНИЕ	6
Aluminum Superstructure	6
Watertight Subdivision	6
Windows, Ports & Weathertight doors	6
Machinery	7
Systems	7
Underwater Equipment	8
Generator Plant System	8
Steering Systems	9
Pumping Systems	9
Deck Systems & Equipment	9
Mast/Arch	10
Side Deck - Port & Starboard	10
Aft Deck	10
Equipment & Outfitting	11
Joinery Details	11
Saloon	12
Galley Area	12
Dayhead	13
Master Stateroom	13

Master Stateroom Head	13
Guest Stateroom 1	14
Guest Stateroom Port	14
Guest Stateroom Starboard	14
Guest Stateroom Heads Port & Starboard	15
Stairwell & Passageways	15
Wheelhouse	15
Fly Bridge	16
Crew Quarters Port & Starboard	16
Optional Installed Items	16
Исключения	17
Отказ от ответственности	17
ФОТОГРАФИИ	18
КОНТАКТЫ	20
Контактная информация	20
Телефоны	20
Время работы	20
Адрес	20

ХАРАКТЕРИСТИКИ

Основная информация

Тип судна: Экспедиционная яхта	Модельный год: 2008
Год постройки: 2008	Страна: Brazil
Открытая палуба мостика: Да	

Размеры

Длина общая: 75' 0" (22.86m)	Длина по ватерлинии: 64' 0" (19.51m)
Ширина: 19' 0" (5.79m)	Мин. осадка: 5' 0" (1.52m)
Макс. осадка: 5' 0" (1.52m)	

Скорость, вместимость и масса

Крейс. скорость: 10 Kts. (12 MPH)	Дальность на крейсерской скорости: 3000
Макс. скорость: 11 Kts. (13 MPH)	Вместимость воды: 800 Gallons
Вместимость сточного бака: 400 Gallons	Объем топливного бака: 3153 Gallons

Размещение

Всего кают: 5

Корпус и палуба

Материал корпуса: Aluminum

Информация о двигателе

Двигатели: 2

Производитель: Volvo Penta

Модель: D9 425HP

ПОДРОБНОЕ ОПИСАНИЕ

Aluminum Superstructure

- *Aluminum used 5086 H 111*
- *Shell Plating:* *1/4" top sides, 3/8" and 5/16" bottom plate*
- *Deck Plating:* *1/4"*
- *Keel:* *3" x 10" full length*
- *Frames Transverse:* *3" x 3" x 5/16 , with 1/4" floors*
- *Bulkhead Plate:* *1/4"*
- *Bulkhead Stiffeners:* *3" x 3" x 1/4" (or corrugate, where applicable)*
- *Superstructure:* *1/4" main deck, 3/16" upper deck*
- *Paint* *"International" recommended coating system*
- *Fairing:* *Minimal fairing as needed, welds not to be faired out*
on hull.
All exterior welds to be as neat and smooth as
possible.

Watertight Subdivision

Watertight integrity for the following:

- Crew quarters with Steering Gear Compartment.
- Engine Room.
- Fuel Oil Tanks.
- Stateroom Quarters.
- Fresh water tanks..
- Forepeak.

Windows, Ports & Weathertight doors

- All windows in aluminum framed, 12MM tinted tempered glass

- Fixed portlights are 6MM clear safety glass, with dead lights.
- Watertight doors, on all watertight bulkheads and exteriors.

Machinery

- Volvo engines D9 425HP dual rpm: lever controls
- TRAC stabilizers
- Vibration mounts on main engines and generators.
- Wet exhaust for main engines and generators.
- Each diesel, main and generator engine to have a “dedicated” battery for starting
- Dual “Racor” fuel filters on fuel transfer pump system.
- Dual “Racor” fuel filters between day tank and main engine.
- Single “Racor” between day tank and generators.
- Full engine instrumentation in engine room, mechanical gauges
- Full engine instrumentation in pilothouse, electrical gauges.
- Engines controls, RPM gauges and alarm on flybridge.
- American Bow Thruster

Systems

- Fixed pitch Br-Mn propellers.
- Sea chest (high and low) for sea water supply.
- Two 30 Gal hot water tanks.
- Fresh water system.
- (1x) Engine room air supply blower
- (1x) Engine room air exhaust blower.
- Aluminum perforated metal engine room covering all surfaces.
- FM 200 fire system with auto release.

- Tread floor plates, set into sole framing system.
- Workbench with drawers and vice.
- Fluorescent engine room lights.
- 12 V and 24 V ship's house battery bank.
- Main AC/DC distribution panel with magnetic breakers.
- Noise insulation on tanks, bulkheads and overhead in engine room.
- Air conditioning system with heat, Cruiser Air chilled water dual compressor type system with digital read out throughout.
- Sink with cold water in engine room.
- All plumbing (hydraulic, water, fuel, sewage etc) color coded.
- Isolation transformer.
- Air compressor.
- Hydraulic steering system.
- U.S. Coast Guard approved safety package with canister type life raft.
- All electrical cable to be A.B.S. standard, numbered per A.B.S. standards.
- Three independent battery chargers.
- Handrails around main engines and generators.
- "Head Hunter" monitoring system and sight glass.

Underwater Equipment

- (22) 4" x 10" zinc anodes.
- 3" stainless steel (304) propeller shaft
- (2x) Bronze propeller.
- Two coats of anti-fouling bottom paint.

Generator Plant System

- 2 x 23Kw Kohler generators
- Wet exhaust type muffler on generators
- Rockwool lagging on exhaust.
- Vibration mounts on generators.
- Each generator to have a dedicated battery for starting.
- Single “Racor” fuel filter on generators.
- Mechanical gauges for generators.
- Electrical start and gauge panel in pilothouse for generators.

Steering Systems

- Steering system power assisted.
- Stainless steel rudder post with stuffing box.
- Helm pump in wheelhouse and flybridge.

Pumping Systems

- Two “Grundfos” or similar type A/C shallow well pump for fresh water.
- (2x) “MP Pump” or similar Salt water/Fire fighting/Bilge pump.
- Pump for fuel transfer.
- Bronze sea strainers for all sea water pump suction.
- Auto 12 volt bilge pumps in all bilge compartments.
- 400 gallons sewage holding tank with pump and shore pump out.
- 400 gallons gray water tank with pump, interlinked to sewage pump.
- All showers, sinks, and washer drain to gray water tank.
- *Hot and cold freshwater shower in cockpit.*

Deck Systems & Equipment

- Two hydraulic windlass with single wildcats for two anchors.
- (2x) 180 pound “INACE” anchor with 300 feet of proof coil chain.
- Stainless steel spring cleats.
- Hawse hole locations for all cleats and bollards.
- Deck drains.
- Non-skid deck surface.
- Saltwater wash down for chain at roller location.
- Fresh water spigot.
- Exterior watertight deck lighting.

Mast/Arch

- Main mast in aluminum.
- USCG approved navigation lights.
- Mounts for Electronics.
- Flag halyard.

Side Deck - Port & Starboard

- Deck drains each side.
- Non-skid surface on deck.
- Stainless steel cleats.
- Fuel, water, lube oil fills on deck.
- Watertight doors.
- Overhead lighting.
- Side boarding doors.

Aft Deck

- Watertight door to engine room.
- Watertight doors with center post to main saloon.
- Non-skid surface on deck.
- Overhead lighting.
- Fresh water wash down spigot.
- Salt water wash down outlet.
- Freeing ports each port and starboard.
- Two S/S bollards, suitable for towing.
- Hawse hole locations.
- Shore power, phone, TV outlet, shore water.
- Non-skid deck surface.
- Aft swim step and ladder.

Equipment & Outfitting

By location

Joinery Details

- Wood: Select Timborana.
- Counter tops: Timborana.
- Wood finish: satin finish.
- Style: flat panel, curved corners, fabric panel inset per interior allowance.
- All doors, drawers and cabinets to have positive latch mechanism.
- Galley countertops to have sea rails, other countertops to have sea rails, as necessary.
- All wardrobes to have automatic on/off lighting.
- All joinery to have toe space as necessary.
- Floor, wall coverings and decor items per decor allowance.

- All void areas large enough for practical storage use to have access if possible.

Saloon

- Windows 10MM tinted tempered glass.
- Recessed overhead AC lights.
- 120 volts duplex outlets.
- Handrails built into overhead spaces.
- Full height TV-Stereo entertainment center with storage.
- Dining table with built-in settee, owner supplied chairs.
- Built in cabinets per drawings.
- Bar with pass-through to galley.
- Carpet on cabin sole with foam pad.
- Settee sofa style.

Galley Area

- Slide in electric range in stainless steel with exhaust hood.
- GE Refrigerator /Freezer.
- GE Cooktop.
- GE oven
- GE Microwave.
- Chrome fixtures.
- Stainless steel deep basin double sink with under counter type rim.
- Garbage macerator.
- Overhead AC lighting.
- Granite counter tops.
- Sea rails built into the counter top

- Built in cabinets over and under counters per drawings.
- Granite floor
- 120 volts duplex outlets.

Dayhead

- Head “Head hunter”.
- Granite counter top with sink.
- Granite floor.
- Automatic exhaust fan.

Master Stateroom

- Queen bed with mattress required by INACE
- Hanging wardrobe lockers (optional cedar lining).
- Overhead AC lighting.
- Bulkhead bunk lights, AC.
- 120 volts duplex outlets.
- Settee.
- Safe, built-in and hidden.
- Book shelves.
- Wardrobe

Master Stateroom Head

- Head, “Head Hunter”
- Shower, floor to be Granite.
- Vanity with granite counter top, sink to be under counter type rim, storage drawers and lockers.

- Overhead AC lighting.
- Lighted mirror over vanity.
- Overhead exhaust fan, separate control.
- 120 volts duplex outlets.
- Towel racks

Guest Stateroom 1

- Double bunk bed (upper and lower) with Brazilian Mattress.
- Wardrobe locker with cedar lining.
- Overhead AC lighting.
- Bulkhead bunk lights, AC
- 120 volt duplex outlet.

Guest Stateroom Port

- Double bed with Brazilian Mattress required by INACE and kid's upper bunk.
- Wardrobe locker with cedar lining.
- Overhead AC lighting.
- Bulkhead bunk lights, AC
- 120 volt duplex outlet.

The two port guest staterooms share the port side guest head.

Guest Stateroom Starboard

- Double bed with Brazilian Mattress as per INACE with storage under.
- Wardrobe locker with cedar lining.
- Overhead AC lighting.
- 120 volt duplex outlet.

Guest Stateroom Heads Port & Starboard

- Head "Head Hunter".
- Shower with safety plate glass door, granite floor.

Stairwell & Passageways

- Handrails.
- Overhead lighting.
- Carpet with foam pad on cabin soles.
- Stairs with wood.

Wheelhouse

- Hydraulic steering.
- 6" compass.
- Twin lever engine controls for main engines.
- Engines instrumentation electric.
- Emergency battery with dedicated charging system for navigation and communication gear.
- 120 volt duplex outlets.
- Chart table with chart drawers.
- Pilot chair.
- Helm station cabinetry.
- Instrument console.
- Upholstered settee on step above pilot house sole.
- Folding settee table.
- Full instrumentation.
- Windshield wiper/washers on all forward facing windows.
- Single air horn.

- Floor (Maçaranduba with Marfin wood).
- White and red recessed lights.
- DC and AC electrical panel.

Fly Bridge

- Deck mounts for tender.
- Non-skid deck surface.
- Marquipt Hydraulic davit for lifting tender.
- SR 12 RIB with 25HP outboard motor.
- Bar with sink, barbecue and frigobar.
- Remote horn control.
- Helm.
- Helm console.
- Engine controls.
- RPM gauges.
- Smoked lexan windscreen.
- Settee for four to five people.
- Helm seat.

Crew Quarters Port & Starboard

- (2x) full size single lower bunks with storage under with Brazilian Mattress.
- Two hanging lockers.
- Head with shower
- Pirelli rubber flooring throughout.
- AC lighting.

Optional Installed Items

- Electronics with installation

- Entertainment with installation



Исключения

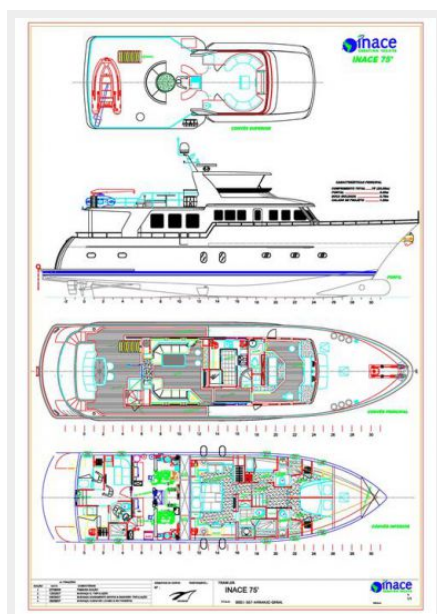

При продаже яхты исключаются личные вещи владельца, личное оборудование, включая список предметов личного пользования владельца яхты, но не ограничиваясь гидроциклами, катерами, сибоб, снаряжением для рыбалки и дайвинга если таковые имеются на момент заключения сделки.

Отказ от ответственности

Компания предоставляет описание судна или яхты добросовестно, но не может гарантировать точность этой информации, а также не ручается за техническое состояние. Покупатель должен проинструктировать своих агентов или оценщиков исследовать представленную информацию более подробно, по собственному желанию. Продажа судна или яхты, изменение цены или снятие с продажи будет происходить без предварительного уведомления.

ФОТОГРАФИИ





КОНТАКТЫ

Андрей Шестаков (Andrey Shestakov) – ведущий яхтенный брокер отдела продаж яхт и судов компании Atlantic Yacht and Ship Inc. Официальный представитель Atlantic Yacht and Ship Inc. для русскоговорящих клиентов в центральном офисе компании в Майами/Форт Лодердейл/Флорида/США.

Контактная информация

Email: info@atlanticyachtandship.ru

Web: www.atlanticyachtandship.ru

Телефоны

Бесплатный звонок по России: **8 800 234-4456**

Москва и Московская область: **+7 495 766-6268**

Краснодарский край: **+7 918 465-6644**

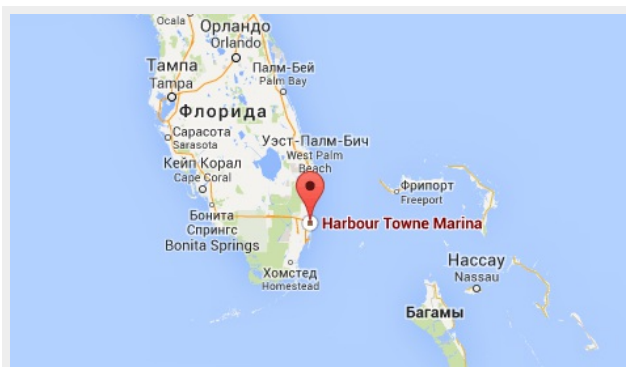
США, Майами, Флорида: **+1 954 274-4435**

Время работы

Понедельник – Суббота: **9:00 - 21:00**
EDT

Воскресенье: **Закрито**

Адрес



Harbour Towne Marina, 850 NE 3rd St,
STE 213, Dania, FL 33004